



Aerospace



**Full-Line
Catalog**



Mil-Aero

Every aspect of the aerospace industry demands precision and accuracy. That includes wire processing - our area of expertise at IDEAL. Working with both wire manufacturers and aerospace engineers, we develop unique blades with tight tolerances that strip wire accurately and dependably. See page 30 for more on our NEW Cable Lacing Fasteners.





TABLE OF CONTENTS

WWW.IDEALIND.COM • 1-800-324-9571 CUSTOMER SERVICE

Stripmaster® 950 Wire Stripper.....	4
STP Stripping System.....	6
Ringer™ Shielded Cable Strippers.....	8
Pneumatic Wire Strippers.....	10
Stripmaster® Wire Strippers	12
Lite.....	13
Custom	15
Ergo-Elite.....	24
Heat Guns	26
Cable Lacing Fasteners.....	28




Wire Stripping Basics

There are two basic levels of wire stripping—precision and non-precision. The first type, precision wire stripping, is employed where extreme reliability and critical tolerances must be achieved. Aircraft, computers, aerospace, missiles, radar guidance systems, and communications systems are examples of applications where precision wire stripping is required. In many cases, the military standard is called for and meeting that standard is rigidly enforced and calls for the highest quality precision wire stripping.

The second, non-precision stripping, is used in the manufacturing of lighting fixtures, electrical appliances, automotive harnesses, etc. This requires wire strips that assure product reliability and are obtained at a relatively low cost.

For each type of wire stripping and production requirement, the best tool and/or method to get the job done right must be determined, and IDEAL Electrical is there to assist with free wire analysis.



Wire Dimensions

Wire dimensions affect stripping requirements. A variety of factors determine just how precisely a wire can be stripped, including gauge, insulation type and concentricity. A common misconception is that two wires with the same gauge will have identical measurements. Wire conductor diameters can differ just as insulation thicknesses vary. Both factors are important when selecting the proper blades, wire stripper and stripping method of specific applications. The type of wire to be stripped and the type of stripping required, non-precision or precision, will help determine the stripping tool and/or method to be employed for optimum results.



Stripmaster® 950 Wire Stripper

This electrically operated, pneumatic precision wire stripping unit is engineered to get the job done right every time. It accommodates six different wire diameters without switching tools or blade sets, making it one of the most versatile wire strippers IDEAL offers.



Wire guide busings are sized to the outside diameter of the wire.

Die-type blades help provide proper alignment and a quality strip.



Stripmaster® 950 Wire Stripper

- Pneumatic precision wire stripper automatically strips 30 AWG through 10 AWG solid or stranded wire
- Accommodates six different wire diameters without switching tool or blade sets
- Electronic triggering for easy and accurate strips
- Meets military and commercial wire stripping specifications
- Replaceable wire guides and blades for maximum flexibility
- Controls strip length accurately from .125 in. min. to .630 in. max.
- Enclosed blade and wire stripping area
- Individual adjustable strip lengths for each port
- Eliminates repetitive motion disorders
- Meets AS5768 quality standard

Ordering Information

Description	Cat. No.
Stripmaster® with individually adjustable strip lengths per stripping hole*	45-950
Stripmaster® with external adjustment knob for common strip lengths *	45-950-1
Stripmaster® with permanent gripper assembly installed**	45-954

*3 ft. of wire for each wire stripping hole must be supplied at time of order.
 **Permanent Gripper Assembly, available for 45-950 or 45-950-1, helps with hard to grip wires and provides longer gripper life in high production usage. Permanent grippers require a factory installed custom face plate with grippers sized to match your specific wire sizes and must be specified at time of order. 3 ft. of wire for each wire stripping hole must be supplied at time of order.

Technical Data

Strip Lengths:	Minimum: .125 in. (3mm) Maximum: .630 in. (16mm)
Capacities:	Minimum: 30 AWG (.05mm ²) Maximum: 10 AWG (6.0mm ²)
Accuracy:	Meets Military Specifications in most applications.
Voltage:	12V required for operation. 120V/60Hz transformer supplied as standard. For 220V/50Hz application, order 45-951 transformer.
Air Pressure:	65 PSI max.
Air Filter:	Recommended, but not required.
Blade Type:	Heat treated steel knife or die-type blades are available.
Guide Bushings:	Precision molded and machined Delrin.
Dimensions:	Width: 6.6 in. (168mm) Depth: 11.3 in. (287mm) Height: 6.8 in. (173mm)
Weight:	13 lbs. (5.90 Kgs)
Warranty:	1-year limited warranty



Customized identification label configured to each customers requirements.

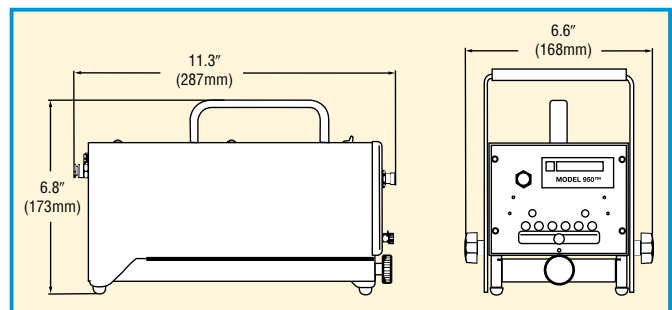
Accessories

Description	Cat. No.
Standard blade and bushings	Consult Factory
Permanent Gripper Assembly	45-950-4
Air filter/regulator	45-906
220V, 50Hz Transformer	45-951
T®-Cutter Lite Wire Cutter	45-260
Hex Key Set	691.020
12V Adapter (transformer)	K-7156

Production Rates

Production Conditions	Pieces/Hour	Hours/100 Pcs.
Short Strip 1/8 in. (3mm)	2,200–3,000	.033–.040
Medium Strip 1/4 in. (6mm)	2,000–2,200	.046–.056
Long Strip 1/2 in. (13mm)	1,500–1,700	.059–.067

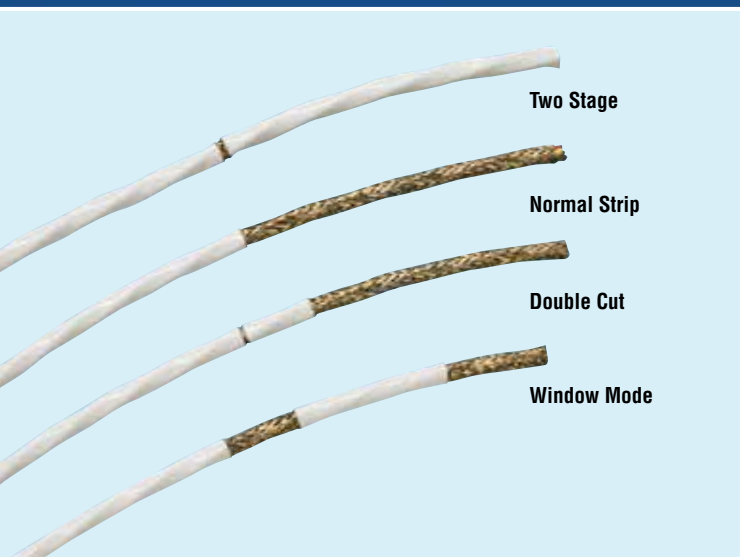
Dimensional Information



STP Stripping System

The STP (Shielded Twisted Pair) Stripping System is programmable and meets strict tolerances. The hot-blade thermal cable stripping system adjusts to protect shielded cable for accurate stripping every time. The system automatically adjusts for cable up to .3125 in. (7.9mm) diameter and cycles in as little as six seconds. This system fits in a 24 in. work space and stores up to 500 batch programs.

Precision Stripping Applications



STP Stripping System

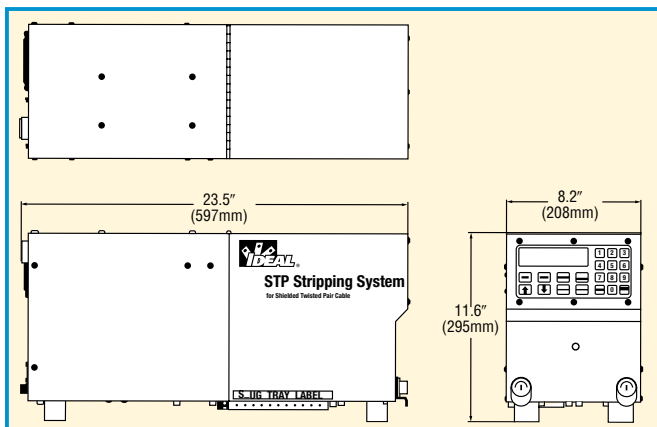
- The STP automatically adjusts to the size of cable being stripped and readily accepts cable diameters up to a maximum of 0.3125 in. (7.9mm).
- Strip lengths are adjustable in inches or millimeters from a minimum of 1.25 in. to a maximum of 6.00 in. (31.7mm to 152.4mm).
- Cycle times may be completed in as little as six seconds.
- User-friendly keypad emits audible tone and provides tactile feedback.
- Large, easy-to-read display shows program mode, operating functions, input prompts and service message.
- Stores up to 500 batch programs for frequently run jobs in non-volatile memory, optimizing setup and production.
- Password Security System protects against program modification.
- Safety interlock disconnects electrical power if machine is opened during operation.
- Keyed locking mechanism inhibits unauthorized entry into the machine.
- Developed for bench-top use, the STP Stripping System fits on a 24 in. deep workspace.



Ordering Information

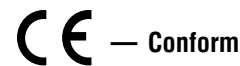
Description	Cat. No.
Shielded Twisted Pair Cable Stripping System w/one set of blades, one set of front and rear gripper pads, power cord, 6 ft. air hose, slug ejector tray, T [®] -Cutter Lite Wire Cutter, keys and operation manual	
STP, 115 VAC, 60 Hz 4A	45-930
STP, 230 VAC, 50 Hz 2A	45-935
Air Regulator	45-906
Replacement Blade Set	K-7763
Replacement Front Grip Pad (two required)	LA-2408
Replacement Standard Rear Grip Pad (six required)	LA-2414
Gripper Slug Remover	45-333
T [®] -Cutter Lite Wire Cutter	45-260
Mounting Bracket	K-6809

Dimensional Information



Technical Data

Technical Data	
Strip Lengths:	Minimum: 1.25 in. (31.7mm) Maximum: 6.00 in. (152.4mm)
Strip Diameter Range:	Minimum: 0.06 in. (1.5mm) Maximum: 0.3125 in. (7.9mm)
Voltage:	Selectable power supply is equipped with an EIC power line receptacle and can easily switch between 110–120V 60Hz to 220–240V 50Hz.
Air Requirements:	Air must be clean, dry and pressure regulated to 100 PSI. An optional air regulator (IDEAL Part No. 45-906) is available.
Blade Type:	Thermal/mechanical
Dimensions:	Width: 10.5 in. (261mm) Depth: 23.5 in. (597mm) Height: 12.25 in. (318mm)
Weight:	65 lbs. (29.5 Kgs)
Warranty:	1-year limited warranty



Ringer™ Shielded Cable Strippers



Precision stripping for most non-round shielded cable and other outer cable jackets, including extruded PTFE insulations.

Stripping Applications



Rotate tool down and away from you. Only 2 or 3 revolutions are usually required to score insulation.

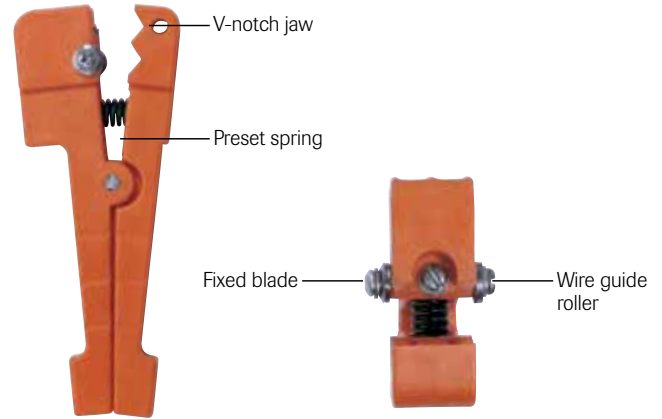
Remove tool and bend cable at high spots on score line, breaking insulation loose.

Use front blade (sold separately). Blade can be used for making length-wise cut or to remove long insulation slugs. Place cable in front notch, press tool head together and pull tool through end of cable, flex along cut line.

Use IDEAL Gripper™ Slug Remover (sold separately) to grasp slug and pull.

Ringer™ Shielded Cable Strippers

- Spring-loaded cutting head holds cable with consistently accurate tension, removing any need for adjustment.
- V-notch jaw automatically positions and holds cable, increasing cutting accuracy.
- Fixed blades are sized to insulation thickness, preventing inaccurate cuts, and 17-4 stainless steel construction assures long life.
- Wire guide roller maintains stripping head alignment, producing a square, clean cut.
- Not recommended for layered wrapped cable constructions.



Description	Blade	Color	Cat. No.
Cable Stripper, 5 Mil insulation, includes Blade	K-6492	Orange	45-401
Cable Stripper, 8-10 Mil insulation, includes Blade	K-6493	Yellow	45-402
Cable Stripper, Cable diameters up to 0.12 in.	sold separately	Blue	45-400
Cable Stripper, Cable diameters from 0.12 in. to 0.22 in.	sold separately	Red	45-403
Cable Stripper, w/"deep V" for cable diameters up to 0.30 in.	sold separately	Green	45-404

Blades

For use with any Ringer™ shielded Cable Stripper. Select blade with cutting depth less than insulation thickness. Contact IDEAL at 800-435-0705 for FREE Application Engineering Service, blade selection or special stripping requests.



Cutting Depth	Cat. No.
.0030 in.	K-6491
.0044 in.	K-6492
.0060 in.	K-6493
.0070 in.	K-6494
.0080 in.	K-6495
.0090 in.	K-6496
.0100 in.	K-6497
.0110 in.	K-6498
.0120 in.	K-6499
.0130 in.	K-6500
.0140 in.	K-6501
.0160 in.	K-6502
.0180 in.	K-6503
.0200 in.	K-6504
.0220 in.	K-6505
.0250 in.	45-2108-1

Select blade with cutting depth less than insulation thickness.

Wire Stops

- Provides uniform stripping length



Description	Cat. No.
3/8 in. to 2-1/2 in.	LB-825
2-1/2 in. to 5 in.	LB-840

IDEAL Gripper™ Slug Remover



Description	Cat. No.
Slug Remover	45-333

Pneumatic Wire Strippers

- Hand-held pneumatic powered wire strippers for various single wire conductors
- Interchangeable blade offers versatility using either the Custom Stripmaster® Die-Type blade series for Mil-Spec wire stripping applications or the standard Stripmaster® Knife-Type blade series for general purpose wire stripping
- Rotating stripping head for ease of left-hand or right-hand operation
- Adjustable Speed Control allows the operator to regulate the speed of the stripping operation
- In-line stripping reduces potential blade contact with conductors

Technical Information

		45-2530	45-600	45-650
Strip Lengths	Minimum:	1/8 in.		
	Maximum:	1/2 in.		
Dimensions	Length:	6-5/8 in.	7-7/8 in.	8-7/8 in.
	Width:	2 in. dia.	1-1/2 in. dia.	1-7/8 in. dia.
	Height:	2-5/8 in.	2-1/2 in.	2-5/8 in.
	Weight:	1.75 lb.	1.65 lb.	2.32 lb.
Air Requirements (5CFM/Cycle)		.002	.002	.004
PSI Requirements		80-120 PSI	80-120 PSI	95-120 PSI
Air Hose Length		9 ft.		
Warranty		1-Year Limited		



Rotating Stripping Head



Standard Pneumatic Wire Stripper

- Uses Custom Stripmaster® and standard Stripmaster® 16-30 AWG blades
- Blades sold separately
- Refer to specification charts for Stripmaster® and Custom Stripmaster® for blade selection
- For Mil-Spec blades not referenced in this catalog, refer to the Mil-Aero Wire Processing Catalog or take advantage of our free Applications Engineering service for wire evaluation



Description	Air Regulator	Wire Stop	Cat. No.
Standard Pneumatic Wire Stripper	45-906	L-5270	45-2530

Heavy-Duty Pneumatic Wire Stripper

- Uses Custom Stripmaster® and standard Stripmaster® 10-30 AWG blades
- Blades sold separately
- Refer to specification charts for Stripmaster® and Custom Stripmaster® for blade selection
- For Mil-Spec blades not referenced in this catalog, refer to the Mil-Aero Wire Processing Catalog or take advantage of our free Applications Engineering service for wire evaluation



Description	Air Regulator	Wire Stop	Cat. No.
Heavy-Duty Pneumatic Wire Stripper	45-906	L-5270	45-650

Lite Pneumatic Wire Stripper

- Uses Custom Stripmaster® Lite and standard Stripmaster® Lite 16-30 AWG blades
- Blades sold separately
- Refer to specification charts for Stripmaster® Lite and Custom Stripmaster® Lite for blade selection
- For Mil-Spec blades not referenced in this catalog, refer to the Mil-Aero Wire Processing Catalog or take advantage of our free Applications Engineering service for wire evaluation



Description	Air Regulator	Wire Stop	Cat. No.
Lite Pneumatic Wire Stripper	45-906	LB-1195	45-600

Stripmaster® & Stripmaster® Lite Wire Strippers

The versatile Stripmaster®/Stripmaster® Lite Wire Strippers are the standard of the industry. They incorporate a gripper that firmly holds the wire in a center-line position with the stripping hole. The lever action of the stripper offers a mechanical advantage that makes stripping easier. This aids in production applications and reduces operator fatigue. One squeeze strips the wire clean, up to a full 7/8 in. (22mm). The jaws are automatically held open to allow removal of the wire without damaging its end. This stripper virtually eliminates all nicking, cutting or fraying on non-precision wire.




Custom Stripmaster® Wire Strippers

The Custom Stripmaster® Wire Stripper has set the industry standard in hand-held, precision wire stripping. It provides fast, accurate wire stripping with its one-step, squeeze-action stripping and unique precision blade design. This light-weight wire stripper, made from sturdy die-cast zinc, is designed for maximum mobility and high productivity in all types of non precision and precision stripping applications. The Custom Stripmaster® Wire Stripper offers extra leverage with its spring-action mechanical design for reduced operator effort. It can be customized with your choice of gripper pads and blade sets to match your wire stripping requirements. The comfort grip handles are color-coded to identify the best tool for the application. Red handles are used for larger wire (10–14 AWG) and black handles are used for smaller wire (16–30 AWG). The blades and grippers installed in the tool are specific to the application. Optional short-stop latch and transparent wire stop increases tool versatility and insures consistent strip lengths.



Custom Stripmaster® Lite Wire Strippers

The Custom Stripmaster® Lite Wire Stripper marks the beginning of a new era of light-weight, precision wire strippers designed specifically for improved operator comfort. It utilizes the same type of precision die-blade construction and features an optional short-stop latch and transparent wire stop. Built of sturdy die-cast zinc, this compact stripper weighs 50% less than its full-sized counterparts, and will impress you with both its ease of operation and durable performance.



Stripmaster® & Stripmaster® Lite Wire Strippers

- One-step stripping enhances productivity
- Precision-ground, knife-type blades provide clean, accurate stripping
- Sturdy die-cast zinc frame provides long-term durability
- Stripmaster® Lite designed for smaller hands – 3/4 the size of the standard Stripmaster®
- 90-day warranty



Stripmaster® Wire Strippers and Knife-Type Blades

Specifications — Stripping Hole Diameter in Inches (mm)												Replacement Blades (Pair) Cat. No.	Replacement Frame Cat. No.	Tool w/Blades Cat. No.	
Wire Size AWG															
6	8	10	12	14	16	18	20	22	24	26	28	30			
	0.159 (4.0)	.141 (3.6)	.106 (2.7)										L-4419	L-5620	45-090 or 45-290*
		.144 (3.6)	.105 (2.7)	.085 (2.2)	.073 (1.8)	.073 (1.8)							L-4420	L-5620	45-091
		.144 (3.6)	.113 (2.9)	.090 (2.3)	.072 (1.8)	.061 (1.5)	.048 (1.2)	.048 (1.2)					L-4421	L-5620	45-092 or 45-292*
				.090 (2.3)	.072 (1.8)	.061 (1.5)	.039 (1.0)	.039 (1.0)					L-4422	L-5620	45-093
.230 (2.3)	.198 (5.0)	<i>This tool has a custom steel frame & custom step grippers.</i>										L-4453	L-4453	45-096	
					.072 (1.8)	.061 (1.5)	.048 (1.2)	.039 (1.0)	.032 (0.8)	.026 (0.7)			L-4994	L-5620	45-097
							.048 (1.2)	.039 (1.0)	.032 (0.8)	.026 (0.7)	.021 (0.5)	.016 (0.4)	L-5361	L-5620	45-098
	.198 (5.0)	.167 (4.2)			.062 (1.6)	.055 (1.4)							L-8763	L-5620	45-099

* Blister Card Tolerances ±.001"

Stripmaster® Lite Wire Strippers and Knife-Type Blades

Specifications — Stripping Hole Diameter Inches (mm)										Replacement Blades (Pair) Cat. No.	Replacement Frame Cat. No.	Tool w/Blades Cat. No.
Wire Size AWG												
12	14	16	18	20	22	24	26	28	30			
		.072 (1.8)	.061 (1.5)	.048 (1.2)	.039 (1.0)					LB-1001	LB-1421	45-671
						.032 (0.8)	.026 (0.7)	.021 (0.5)	.016 (0.4)	LB-1002	LB-1421	45-672
.113 (2.9)	.090 (2.3)	.072 (1.8)	.061 (1.5)	All stranded wire						LB-1003	LB-1421	45-673
.096 (2.4)	.085 (2.2)	.073 (1.9)	.061 (1.5)	12 & 14 Solid Wire, 16 & 18 Stranded Wire						LB-1004	LB-1421	45-674

Tolerances ±.001"

Stripmaster® Wire Strippers and Knife-Type Blades for Metric Wire

Specifications — Stripping Hole Diameter (mm)														Replacement Blades (Pair) Cat. No.	Replacement Frame Cat. No.	Tool w/Blades Cat. No.
Wire Size mm²																
0.05	0.1	0.15	0.22	0.34	0.5	0.75	1	1.5	2.5	4	6	8	10			
												4.3	5.0	L-4419M	LA-2358	45-090-341
						1.3	1.6	1.9	2.4	3	3.6			L-4421M	LA-2358	45-092-341 or 45-292-341*
0.6	0.7	0.8	0.9	1.0	1.1									L-5361M	LA-2358	45-098-341

*Blister Card Tolerances ±.025mm

Stripmaster® Lite Wire Strippers

Stripmaster® Lite Wire Strippers and Knife-Type Blades for Metric Wire

Specifications — Stripping Hole Diameter (mm)									Replacement Blades (Pair) Cat. No.	Replacement Frame Cat. No.	Tool w/Blade Cat. No.
Wire Size mm ²											
0.05	0.1	0.15	0.22	0.34	0.5	0.75	1	1.5			
				1.0	1.1	1.3	1.6	1.9	LB-1001M	H-2909	45-671-341
0.6	0.7	0.8	0.9						LB-1002M	H-2909	45-672-341

Coax Stripmaster® Wire Strippers & Blades



Description	Repl. Blade Cat. No.	Tool w/Blade Cat. No.
Coax Stripmaster® for RG-6	LB-740	45-262
Coax Stripmaster® for RG-58	LB-742	45-264
Coax Stripmaster® for RG-59	LB-743	45-265
Coax Stripmaster® for RG-6 QuadShield	LA-3953	45-282

Coaxial Cables: two-step strip for termination, jacket and dielectric.

Stripmaster® Wire Strippers with Rectangular Holes



Description	Replacement Blades (Pair) Cat. No.	Tool w/Blade Cat. No.
For Flat Telephone Cable (.060 in. or 1.52mm)	LB-1155	N/A
For European Flat Lamp Cord	L-8762	45-089
For SP-SPT Lamp Cord	L-4452	45-095*

*Also strips 2- and 3-conductor low-voltage wire used in E.E. and Touchplate remote control wiring system.

Optional Accessories

- Wire Stop provides uniform stripping length, range = 3/32" to 3/4"
- Short stop latches protect wire strands by limiting stripping stroke to 5/32 in. and retain slug until wire is ready for terminating.



Description	Cat. No.
Transparent Adjustable Wire Stop (for Stripmaster® Wire Strippers)	L-5270
Transparent Adjustable Wire Stop (for Stripmaster® Lite Wire Strippers)	LB-1195
Transparent Adjustable Wire Stop (for Metric Stripmaster® Wire Strippers)	45-2019
Short Stop Latch for Custom & Customer Steel Stripmaster® Wire Strippers	L-5269
Short Stop Latch for Custom Stripmaster® Lite Wire Strippers	LB-1194

Replacement Parts

Description	Cat. No.
Replacement Frame for Stripmaster® Wire Strippers	L-5620
Replacement Frame for Stripmaster® Lite Wire Strippers	LB-1421
Replacement Moveable Gripper for Stripmaster® Wire Strippers	L-1953

FREE APPLICATION ENGINEERING SERVICE AVAILABLE. CONTACT IDEAL ELECTRICAL FOR COMPLETE INFORMATION AT 1-800-324-9571 OR DOWNLOAD APPLICATION AT WWW.IDEALIND.COM/PRODUCTS/WIRE-PROCESSING.



Custom Stripmaster® Wire Strippers

- Meets SAE-AS5768 standards
- Strips 30 - 10 AWG solid or stranded wire
- Mil-spec die-type blades allow precision stripping
- Inner cutting hole sized to conductor and counter-bored holes sized to insulation
- Replaceable grippers
- Optional short stop-latch and transparent wire stop
- Cushioned, comfort grip handles
- Engineering service and made-to-order blades available. Contact factory for complete product and blade number listing.
- 90-day Warranty

Die-Type Blades

Specifications – $\frac{\text{Cutting Hole Diameter}}{\text{Counterbore Diameter}}$ in Inches											Blade Only Cat. No.	Stripper Cat. No.		
Wire Size AWG														
10	12	14	16	18	20	22	24	26	28	30				
For MIL16878 Type E (600V)														
.119/.136	.096/.113	.076/.0935										L-5559	45-176	
			.061/.081	.052/.070	.042/.0595	.034/.052	.028/.043	.023/0.39				L-5560	45-177	
								.023/.039	.019/.035	.016/.032		L-5561	45-178	
For MIL16878 Type EE (1000V)														
.119/.144	.096/.125	.076/.104										L-5562	45-173	
			.061/.089	.052/.0735	.042/.067	.034/.0595	.028/.055	.023/.0465				L-5563	45-174	
								.023/.0465	.019/.043	.016/.042		L-5564	45-175	
For Other Misc. Insulations														
.116/.154	.0937/.136	.076/.113										L-5210	45-170	
			.062/.096	.052/.086	.042/.073	.035/.0635	.0292/.0595	.022/.052				L-5211	45-171	
								.024/.043	.020/.040	.016/.037		L-5436	45-172	
Other Thin Insulations														
										Three identical holes	.012/.020	L-7625	45-179	
								Solid Wires	.024/.033	.018/.025	.014/.023	.012/.019	L-9300	45-169

Tolerances: Cutter Dia.: ± .001; Counter-bore Dia.: ± .002. The 45-170 Series is a Custom Stripmaster® Wire Stripper frame without the short stop latch and wire stop.

Custom Steel Stripmaster® Wire Strippers and Special Flat-Blades for Ribbon and Multi-Conductor Cable

Description	Blade Gap ("x") vertical height	Blade Only Cat. No.	Frame & Blade Cat. No.
Custom Steel frame only	N/A	N/A	LB-1091
Flat blade for 26 AWG (.40mm dia.) multi-conductor	.022 in.	LB-1151	45-890
Flat blade for 24 AWG (.00mm dia.) multi-conductor	.030 in.	LB-1152	45-891
Flat blade for 22 AWG (.64mm dia.) multi-conductor	.038 in.	LB-1153	45-892
Flat blade for 20 AWG (.00mm dia.) multi-conductor	.050 in.	LB-1154	45-893
Flat blade for 18 AWG (1.02mm dia.) multi-conductor	.060 in.	LB-1155	45-894
Flat blade for 16 AWG (1.29mm dia.) multi-conductor	.075 in.	LB-1156	45-895



Custom Stripmaster® Lite Wire Strippers

- Meets SAE-AS5768 standards
- Custom Stripmaster® Lite is 3/4's the size of Custom Stripmaster® Wire Stripper and strips 16 - 30 AWG solid or stranded wire
- Custom Stripmaster® Lite requires one-third less hand pressure for each strip actuation
- Engineering Service and made-to-order blades available. Contact factory for complete product and blade number listing.

Die-type Blades


Specifications – Cutting Hole Diameter Counterbore Diameter in Inches								Blade Only Cat. No.	Stripper Cat. No.
16	18	20	22	24	26	28	30		
For MIL16878 Type E (600V)									
.061/.081	.052/.070	.042/.0595	.034/.052					LB-918	45-638
		.042/.0595	.034/.052	.028/.043	.023/.039			LB-919	45-639
				.028/.043	.023/.039	.019/.035	.016/.032	LB-920	45-640
For MIL16878 Type EE (1000V)									
.061/.089	.052/.0785	.042/.067	.034/.0595					LB-915	45-635
		.042/.067	.034/.0595	.028/.055	.023/.0465			LB-916	45-636
				.028/.055	.023/.0465	.019/.043	.016/.042	LB-917	45-637
For Other Misc. Insulations									
.062/.096	.052/.086	.042/.073	.035/.0635					LB-912	45-632
		.042/.073	.035/.0635	.0292/.0595	.022/.052			LB-913	45-633
				.0292/.0595	.024/.043	.020/.040	.016/.037	LB-914	45-634
Other Thin Insulations									
							.012/.020	LB-921	45-641
				.024/.033	.018/.025	.014/.023	.012/.019	LB-911	45-631

Tolerances: Cutter Dia.: ± .001; Counter-bore Dia.: ± .002.

Custom Steel Stripmaster® Wire Strippers & Special Flat-Blades for Ribbon and Multi-Conductor Cable

Description	Blade Gap vertical height	Blade Only Cat. No.	Frame & Blade Cat. No.
Custom Steel frame only	N/A	N/A	LB-1091
Flat blade for 26 AWG (.40mm dia.) multi-conductor	.022 in.	LB-1151	45-890
Flat blade for 24 AWG (.60mm dia.) multi-conductor	.030 in.	LB-1152	45-891
Flat blade for 22 AWG (.64mm dia.) multi-conductor	.038 in.	LB-1153	45-892
Flat blade for 20 AWG (.80mm dia.) multi-conductor	.050 in.	LB-1154	45-893
Flat blade for 18 AWG (1.02mm dia.) multi-conductor	.060 in.	LB-1155	45-894
Flat blade for 16 AWG (1.29mm dia.) multi-conductor	.075 in.	LB-1156	45-895

Replacement Gripper Pads



For Custom Stripmaster® and Custom Steel Stripmaster® Wire Strippers			
Surface Type	Gripper Set* Cat. No.	Movable Gripper Cat. No.	Stationary Gripper (Thickness)
Grit**	LB-197	L-5212	L-5215 (.129 in.)
Grit**	LB-198	L-5212	L-5217 (.156 in.)
File‡	LB-721	LB-718	LB-719 (.129 in.)
File‡	LB-722	LB-718	LB-720 (.156 in.)
Parallel	LB-730	LB-727	LB-728 (.129 in.)
Parallel	LB-731	LB-727	LB-729 (.156 in.)
For Custom Stripmaster® Lite Wire Strippers			
Surface Type	Gripper Set* Cat. No.	Movable Gripper Cat. No.	Stationary Gripper (Thickness)
Grit**	LB-1188	LB-882	LB-883 (.109 in.)
File‡	LB-1189	LB-1184	LB-1185 (.109 in.)
Parallel	LB-1190	LB-1186	LB-1187 (.109 in.)

* Gripper Set includes one movable gripper, one stationary gripper.
 ** Grit pads are standard for most Custom Stripmaster® and Custom Stripmaster® Lite products.
 ‡ These are for use on hard-to-grip surfaces.
 Gripper pad selection depends on insulation type and user preference.
 Note: For 10-14 AWG, use .129 in. stationary gripper. For 16-30 AWG, use .156 in. gripper.

Replacement Frame Assemblies with Grit Grippers

For Custom Stripmaster® Wire Strippers	Cat. No.
Frame only, 10-14 AWG	L-5616
Frame only, 16-30 AWG	L-5617
Frame only, 10-14 AWG, Wire Stop and Latch	L-5618
Frame only, 16-30 AWG, Wire Stop and Latch	L-5619
Frame only, 10-14 AWG, internal spring (see note)	L-9039
Frame only, 16-30 AWG, internal spring (see note)	L-9038

Note: Frames with internal springs allow additional blade penetration pressure for difficult and multi-layered insulation types.

For Custom Stripmaster® Lite Wire Strippers	Cat. No.
Frame only	LB-895
Frame only, Wire Stop and Latch	LB-896

For Custom Steel Stripmaster® Wire Strippers	Cat. No.
Frame only, 10-14 AWG	LB-1091
Frame only, 16-30 AWG	LB-1092
Frame only, 10-14 AWG, internal spring (see note)	LB-1090
Frame only, 16-30 AWG, internal spring (see note)	LB-1089

Note: Frames with internal springs allow additional blade penetration pressure for difficult and multi-layered insulation types.

MIL-Spec Application Guide

	Custom Stripmaster®			Custom Stripmaster® Lite		
	Hand Tool w/ Blade	Replacement Blade Only	Wire Range AWG	Hand Tool w/ Blade	Replacement Blade Only	Wire Range AWG
5 MDI AIRFRAME TYPE A&B	45-2691	45-2691-1	10-14	N/A 45-2685	N/A 45-2685-1	N/A 16-24
5 MDI HOOK-UP TYPE C	45-2694	45-2694-1	10-14	N/A 45-2693 45-2692	N/A 45-2693-1 45-2692-1	N/A 16-22 20-26
AD	45-2824 45-2825	48-2824-1 45-2825-1	16-26 10-14	N/A N/A	N/A N/A	N/A N/A
AEP System 2112	45-2903* 45-1987	55-2903-1* 45-1987-1	16-24 16-26			
AK	45-1513	45-1513-1	16-26	45-2128 45-2129	45-2128-1 45-2129-1	16-22 20-26
AKA	45-1654 45-171 45-1608 45-170	45-1654-1 L-5211 45-1608-1 L-5210	16-26 16-26 10-14 10-14	45-2132 45-632 N/A N/A	45-2132-1 LB-912 N/A N/A	16-24 16-22 N/A N/A
AKB	45-1654 45-171 45-1608 45-170	45-1654-1 L-5211 45-1608-1 L-5210	16-26 16-26 10-14 10-14	45-2132 45-632 N/A N/A	45-2132-1 LB-912 N/A N/A	16-24 16-22 N/A N/A
BE	45-171 45-170	L-5211 L-5210	16-26 10-14	45-632	LB-912	16-22
BF	45-1773 45-1774 45-1939 55-1773*	45-1773-1 45-1774-1 45-1939-1 55-1773-1*	18-24 12-14 10-14 16-26	45-2126 45-2127	45-2126-1 45-2127-1	16-22 20-26
BMS13-48 TYPES 1-7, 25, 26, 30 (6mil Wall Thickness)	45-1551 45-2500 55-1987*	45-1551-1 45-2500-1 55-1987-1*	16-26 10-14 16-26	45-2612	45-2612-1	16-24
BMS13-48 TYPES 10-14, 27, 28, 31, 32, 35, 36 (8mil Wall Thickness)	45-1654 45-2500 45-1611 55-1987*	45-1654-1 45-2500-1 45-1611-1 55-1987-1*	16-26 10-14 10-14 16-26	45-2132	45-2132-1	16-24
BMS13-48 TYPES 8, 9, 15, 23, 24 (10mil Wall Thickness)	45-1987 45-2500 45-1611 55-1987*	45-1987-1 45-2500-1 45-1611-1 55-1987-1*	16-26 10-14 10-14 16-26	45-2133	45-2133-1	16-24
BMS13-60 TYPE 1-6, 19-21, 23-27, 33-34	45-2541 45-2543 55-2543*	45-2541-1 45-2543-1 55-2543-1*	10-14 16-26 16-24	N/A 45-2697	N/A 45-2697-1	N/A 16-24
BMS13-60 TYPE 12-18, 28-32	45-2542 45-2544	45-2542-1 45-2544-1	10-14 16-24	N/A N/A	N/A N/A	N/A N/A
BMS13-60 TYPE 13-18, 28-32	45-2686	45-2686-1	16-24	45-2698	45-2698-1	16-24
BMS13-60 TYPE 7-12	45-2565 45-2564 55-2564*	45-2565-1 45-2564-1 45-2564-1*	10-14 16-26 16-26	N/A N/A	N/A N/A	N/A N/A
BMS13-78	55-2933*	55-2933-1*	16-22			
BMS13-80	55-2934*	55-2934-1*	22-26			
CF	45-1773 45-1774 55-1773*	45-1773-1 45-1774-1 55-1773-1*	18-24 12-14 16-26	45-2126 45-2127	45-2126-1 45-2127-1	16-22 20-26

*Note: 55-Series frames or replacement blades are not interchangeable with the 45-Series tools

MIL-Spec Application Guide (continued)

	Custom Stripmaster®			Custom Stripmaster® Lite		
	Hand Tool w/ Blade	Replacement Blade Only	Wire Range AWG	Hand Tool w/ Blade	Replacement Blade Only	Wire Range AWG
DE	45-171 45-170	L-5211 L-5210	16-26 10-14	45-632	LB-912	16-22
DK	45-1773 45-1774 45-1939 55-1773*	45-1773-1 45-1774-1 45-1939-1 55-1773-1*	10-14 12-14 10-14 16-26	N/A	N/A	N/A
DL	45-1939 55-2905*	45-1939-1 55-2905-1*	10-14 16-22	N/A	N/A	N/A
DM	45-1939 45-2811	45-1939-1 45-2811-1	10-14 16-24	N/A	N/A	N/A
DR	45-2824 45-2825	48-2824-1 45-2825-1	16-26 10-14	N/A N/A	N/A N/A	N/A N/A
JN 1007 CH 002 TO 012	45-2775 55-2775*	45-2775-1 55-2775-1*	16-24 16-24			
JN 1007 CH 020 to 030	45-2776	45-2776-1	12-14			
MIL-W-16878/4	45-1611	45-1611-1	10-14	N/A	N/A	N/A
MIL-W-16878/5	45-174	L-5563	16-26	45-635	LB-915	16-22
MIL-W-22759/11/12/22/23	45-177 55-5560* 45-178	L-5560 55-5560-1* L-5561	16-26 16-26 26-30	45-2138 45-2139 45-640	45-2138-1 45-2139-1 LB-920	16-24 18-26 24-30
MIL-W-22759/16/17	45-1611 45-1987 55-1987*	45-1611-1 45-1987-1 55-1987-1*	10-14 16-26 16-26	N/A 45-2133 45-2118	N/A 45-2133-1 45-2118-1	N/A 16-24 20-26
MIL-W-22759/18/19	45-1608 45-1551	45-1608-1 45-1551-1	10-14 16-26	N/A 45-2612 45-2125	N/A 45-2612-1 45-2125-1	N/A 16-24 20-26
MIL-W-22759/32/33/44/45/46	45-1987 55-1987* 45-1654	45-1987-1 55-1987-1* 45-1654-1	16-26 16-26 16-26	45-2133 45-2118 45-2132 45-2114	45-2133-1 45-2118-1 45-2132-1 45-2114-1	16-24 20-26 16-24 20-26
MIL-W-22759/7/8	55-1500*	55-1500-1*	16-22	N/A	N/A	N/A
MIL-W-22759/80/81/82/91/92	45-2542 45-2544 55-2693*	45-2542-1 45-2544-1 55-2693-1*	10-14 16-24 16-26	N/A 45-2693 45-2692	N/A 45-2693-1 45-2692-1	N/A 16-22 20-26
MIL-W-22759/83/84/85/86/87/88/89/90	45-2541 45-2543 45-2618 55-2685*	45-2541-1 45-2543-1 45-2618-1 55-2685-1*	10-14 16-26 16-26 16-26	N/A 45-2685 45-2799	N/A 45-2685-1 45-2799-1	N/A 16-24 16-24
MIL-W-24640/19/22/23/24	45-1957	45-1957-1	14-22	N/A	N/A	N/A
MIL-W-25038/3	55-2901*	55-2901-1*	16-22			
MIL-W-5086 TYPE I	45-1192	45-1192-1	8-12	N/A	N/A	N/A
MIL-W-5086 TYPE II	45-1159 45-1302	45-1159-1 45-1302-1	10-14 16-22	N/A N/A	N/A N/A	N/A N/A
MIL-W-5086/1/7	45-171	L-5211	16-26	45-634	LB-914	24-30
MIL-W-81044/11/12/13	45-1611 45-2500 45-1987 55-1987* 45-178	45-1611-1 45-2500-1 45-1987-1 55-1987-1 L-5561	10-14 10-14 16-26 16-26 26-30	N/A N/A 45-2133 45-2118 45-640	N/A N/A 45-2133-1 45-2118-1 LB-920	N/A N/A 16-24 20-26 24-30

*Note: 55-Series frames or replacement blades are not interchangeable with the 45-Series tools

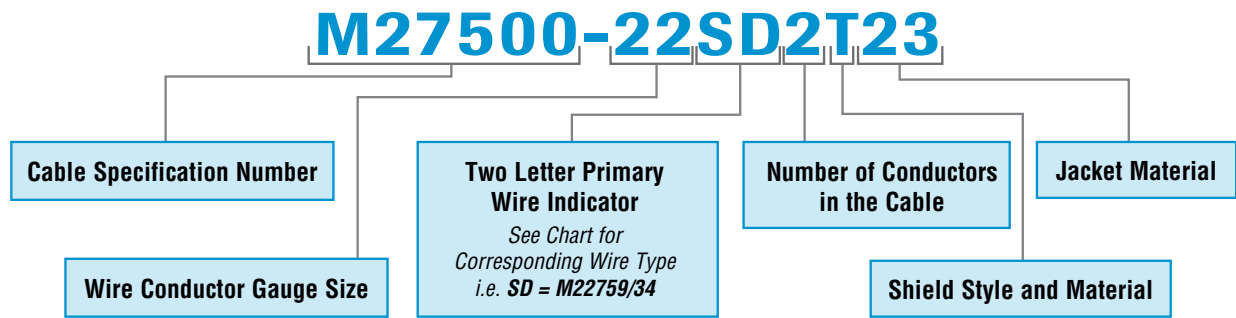
MIL-Spec Application Guide (continued)

	Custom Stripmaster®			Custom Stripmaster® Lite		
	Hand Tool w/ Blade	Replacement Blade Only	Wire Range AWG	Hand Tool w/ Blade	Replacement Blade Only	Wire Range AWG
MIL-W-22759/34/35/41/42/43	45-1611 45-2500 45-1987 55-1987* 45-178	45-1611-1 45-2500-1 45-1987-1 55-1987-1 L-5561	10-14 10-14 16-26 16-26 26-30	N/A N/A 45-2133 45-2118 45-640	N/A N/A 45-2133-1 45-2118-1 LB-920	N/A N/A 16-24 20-26 24-30
MIL-W-81044/16/17	45-1611 45-1610	45-1611-1 45-1610-1	10-14 16-26	N/A N/A 45-2112 45-2131	N/A N/A 45-2112-1 45-2131-1	N/A N/A 20-26 16-24
MIL-W-81044/4/5/6	45-170	L-5210	10-14	45-632 45-633	LB-912 LB-913	16-22 20-26
MIL-W-81044/8/9/10	45-173 45-174 45-175 55-2901*	L-5662 L-5563 L-5564 55-2901-1*	10-14 16-26 26-30 16-26	N/A 45-635 45-637 45-636	N/A LB-915 LB-917 LB-916	N/A 16-22 24-30 20-26
MIL-W-81381/1/2/6/7/8/9/10/17/21	45-1609 45-1551 45-178	45-1609-1 45-1551-1 L-5561	10-14 16-26 26-30	N/A 45-2612 45-2125 45-640	N/A 45-2612-1 45-2125-1 LB-920	N/A 16-24 20-26 24-30
MIL-W-81381/11/12/13/14/22	45-1608 45-1654 45-178	45-1608-1 45-1654-1 L-5561	10-14 16-26 26-30	N/A 45-2114 45-2132 45-640	N/A 45-2114-1 45-2132-1 LB-920	N/A 20-26 16-24 24-30
MIL-W-81381/17/21	45-1523 45-1672 45-1633 55-1633*	45-1523-1 45-1672-1 45-1633-1 45-1633-1*	16-26 16-26 16-26 16-26	45-2120 45-2121 N/A N/A	45-2120-1 45-2121-1 N/A N/A	20-26 16-24 N/A N/A
MIL-W-81381/18/19/20	45-1609 45-1672 45-1551	45-1069-1 45-1672-1 45-1551-1	10-14 16-26 16-26	N/A 45-2612 45-2125	N/A 45-2612-1 45-2125-1	N/A 16-24 20-26
MIL-W-81381/3/4	45-175	L-5564	26-30	45-637	LB-917	24-30
MIL-W-85485/5/6/7/8	45-1925 45-1924	45-1925-1 45-1924-1	10-14 16-24	N/A N/A	N/A N/A	N/A N/A
MIL-W-85485/9/10	45-1610	45-1610	16-26	45-2131	45-2131-1	16-24
MIL-W-85485/9/10/11/12	45-1611	45-1611-1	10-14	N/A	N/A	N/A
PAN 6411 DP 002 TO 012	45-2801	45-1773-1	16-24	45-2126 45-2127	45-2126-1 45-2127-1	16-22 20-26
PAN 6411 DP 020 & 030	45-2802	45-1774-1	12-14	N/A	N/A	N/A
PAN 6420 YR 004 TO 006	55-2903*	55-2903-1*	16-26			
PAN 6429 BE 002 TO 006	45-171	L-5211	16-24	45-632	LB-912	16-22
PAN 6588TW002	55-2775*	55-2775-1*	16-24			
Raychem 44A021X, 44/051X	45-176	L-5559	10-14	N/A	N/A	N/A

*Note: 55-Series frames or replacement blades are not interchangeable with the 45-Series tools

MIL-Spec Cable to MIL-Spec Primary Wire Cross Reference

Many manufacturers and wire harness projects designed for MIL-Spec work use cable. The most recognized cable standard is M27500. This chart will help identify the primary wires used for each type of cable. Once the primary wires are identified please refer to the MIL-Spec Reference Chart for the proper Custom Stripmaster® or Custrom Stripmaster® Lite Wire Strippers.



Symbol Sequence				Specification Sequence			
A	MIL-W-5086/1	NK	MIL-W-81381/21	MIL-W-5086/1	A	MIL-W-22759/43	SP
AA	MIL-W-5086/5	NL	MIL-W-81381/22	MIL-W-5086/2	B	MIL-W-22759/44	SR
AB	MIL-W-5086/6	P	MIL-W-5086/4	MIL-W-5086/3	C	MIL-W-22759/45	SS
AD	MIL-W-5086/7	RA	MIL-W-22759/3	MIL-W-5086/4	P	MIL-W-22759/46	ST
B	MIL-W-5086/2	RB	MIL-W-22759/4	MIL-W-5086/5	AA	MIL-W-22759/80	WB
C	MIL-W-5086/3	RC	MIL-W-22759/11	MIL-W-5086/6	AB	MIL-W-22759/81	WC
CA	MIL-W-22759/13	RE	MIL-W-22759/12	MIL-W-5086/7	AD	MIL-W-22759/82	WE
CB	MIL-W-22759/14	SA	MIL-W-22759/7	MIL-W-8777, MS25471	H	MIL-W-22759/83	WF
CC	MIL-W-22759/15	SB	MIL-W-22759/32	MIL-W-8777, MS27110	F	MIL-W-22759/84	WG
E	MIL-W-22759/2	SC	MIL-W-22759/33	MIL-W-22759/1	EA	MIL-W-22759/85	WH
EA	MIL-W-22759/1	SD	MIL-W-22759/34	MIL-W-22759/2	E	MIL-W-22759/86	WJ
F	MIL-W-8777, MS27110	SE	MIL-W-22759/35	MIL-W-22759/3	RA	MIL-W-22759/87	WK
H	MIL-W-8777, MS25471	SM	MIL-W-22759/41	MIL-W-22759/4	RB	MIL-W-22759/88	WL
JA	MIL-W-25038/1	SN	MIL-W-22759/42	MIL-W-22759/5	VA	MIL-W-22759/89	WM
JB	MIL-W-22759/28	SP	MIL-W-22759/43	MIL-W-22759/6	WA	MIL-W-22759/90	WN
JC	MIL-W-22759/29	SR	MIL-W-22759/44	MIL-W-22759/7	SA	MIL-W-22759/91	WP
JD	MIL-W-22759/30	SS	MIL-W-22759/45	MIL-W-22759/8	TA	MIL-W-22759/92	WR
JE	MIL-W-22759/31	ST	MIL-W-22759/46	MIL-W-22759/9	LE	MIL-W-25038/1	JA
JF	MIL-W-25038/3	TA	MIL-W-22759/8	MIL-W-22759/10	LH	MIL-W-25038/3	JF
LE	MIL-W-22759/9	TE	MIL-W-22759/16	MIL-W-22759/11	RC	MIL-W-81044/5	MD
LH	MIL-W-22759/10	TF	MIL-W-22759/17	MIL-W-22759/12	RE	MIL-W-81044/6	ME
MD	MIL-W-81044/5	TG	MIL-W-22759/18	MIL-W-22759/13	CA	MIL-W-81044/7	MF
ME	MIL-W-81044/6	TH	MIL-W-22759/19	MIL-W-22759/14	CB	MIL-W-81044/8	MG
MF	MIL-W-81044/7	TK	MIL-W-22759/20	MIL-W-22759/15	CC	MIL-W-81044/9	MH
MG	MIL-W-81044/8	TL	MIL-W-22759/21	MIL-W-22759/16	TE	MIL-W-81044/10	MJ
MH	MIL-W-81044/9	TM	MIL-W-22759/22	MIL-W-22759/17	TF	MIL-W-81044/11	MK
MJ	MIL-W-81044/10	TN	MIL-W-22759/23	MIL-W-22759/18	TG	MIL-W-81044/12	ML
MK	MIL-W-81044/11	VA	MIL-W-22759/5	MIL-W-22759/19	TH	MIL-W-81044/13	MM
ML	MIL-W-81044/12	WA	MIL-W-22759/6	MIL-W-22759/20	TK	MIL-W-81381/7	MR
MM	MIL-W-81044/13	WB	MIL-W-22759/80	MIL-W-22759/21	TL	MIL-W-81381/8	MS
MR	MIL-W-81381/7	WC	MIL-W-22759/81	MIL-W-22759/22	TM	MIL-W-81381/9	MT
MS	MIL-W-81381/8	WE	MIL-W-22759/82	MIL-W-22759/23	TN	MIL-W-81381/10	MV

Note: Chart is for reference only.

MIL-Spec Cable to MIL-Spec Primary Wire Cross Reference (continued)

Symbol Sequence				Specification Sequence			
MT	MIL-W-81381/9	WF	MIL-W-22759/83	MIL-W-22759/28	JB	MIL-W-81381/11	MW
MV	MIL-W-81381/10	WG	MIL-W-22759/84	MIL-W-22759/29	JC	MIL-W-81381/12	MY
MW	MIL-W-81381/11	WH	MIL-W-22759/85	MIL-W-22759/30	JD	MIL-W-81381/13	NA
MY	MIL-W-81381/12	WJ	MIL-W-22759/86	MIL-W-22759/31	JE	MIL-W-81381/14	NB
NA	MIL-W-81381/13	WK	MIL-W-22759/87	MIL-W-22759/32	SB	MIL-W-81381/17	NE
NB	MIL-W-81381/14	WL	MIL-W-22759/88	MIL-W-22759/33	SC	MIL-W-81381/18	NF
NE	MIL-W-81381/17	WM	MIL-W-22759/89	MIL-W-22759/34	SD	MIL-W-81381/19	NG
NF	MIL-W-81381/18	WN	MIL-W-22759/90	MIL-W-22759/35	SE	MIL-W-81381/20	NH
NG	MIL-W-81381/19	WP	MIL-W-22759/91	MIL-W-22759/41	SM	MIL-W-81381/21	NK
NH	MIL-W-81381/20	WR	MIL-W-22759/92	MIL-W-22759/42	SN	MIL-W-81381/22	NL

Note: Chart is for reference only.

Calibration Procedures

For Custom Stripmaster® and Custom Stripmaster® Lite Wire Strippers with Die-Type Blades



Step 1

Place the lower stationary blade half over the blade mounting studs.



Step 2

The blade dogleg should be attached first then depressed to seat itself. Slightly depress blade handle to allow the blade to be properly seated. Insert the dogleg of the upper movable blade into the locating slot of the side latch.



Step 3

Position the blade retaining plate over the mounting studs. Install split lock-washers and hex nuts onto the mounting studs. Do not tighten hex nuts at this time.




Step 4

First, position the lower blade half cutting surface in line with the lower gripper pad surface by slightly depressing the gripper handle.

Next, depress both handles just enough to allow the top and bottom blade surfaces to meet. (Exerting too much pressure on the handles could

force the bottom blade out of alignment.) Now tighten the hex nuts to a maximum torque value of 10 in. lbs.



Step 5

Visually check the upper and lower blade alignment by depressing the blade handle only until the blade surfaces make contact. Leaving the

gripper pads in the open position, look at the blade cutting holes and mating surface between holes. This is most effectively accomplished with a light source behind the stripper. Look for light in cracks between the cutting holes. If light can be seen in these areas, inspect the blades' mating surfaces for debris or imperfections. Clean the blades and check for light "leaks" again. If the blades have debris or imperfections, set-up was not correctly performed. In this case, repeat the set-up procedures.

Step 6

The final checking procedure to confirm proper blade set-up and calibration is to perform a series of strips on wire samples for which the blades were designed. In doing so, be sure the one-step stripping action is smooth with positive slug removal. During the stripping process check that the wire does not slip in the grippers and that the wire is not excessively bent by the gripper pads. Finally, closely inspect the stripped wire to be certain there are no nicks, scrapes or other defects in the conductor.

Should any of the above occur, repeat the blade set-up and calibration procedures. Also, be certain that the sample wire is indeed correctly matched with the cutting blades used. Refer to the blade reference charts on pages 20 through 22 for blade selection guidelines.

Optical Comparator

Some customers will have access to an optical comparator which can assist in determining proper blade alignment. In this case, light is used to project blade gap onto a screen. A template affixed to the screen verifies blade hole size and position. A fixture should be used for repeat comparisons. This fixture blocks the moveable blade into the stationary blade.

Caution: Never plug or mechanically gauge blade holes as this could result in damage to the blade.

With the cutting blades properly set-up and calibrated, the Custom Stripmaster® and Standard Stripmaster® Wire Strippers provide automatic, repeatable and superior quality wire stripping in a wide variety of production applications. Quality control and efficiency are assured.

Ergo-Elite Stripmaster® Wire Stripper

IDEAL has set the aviation industry's standard in hand-held, precision wire stripping for over 70 years. IDEAL is known for its innovative one-step squeeze-action stripper and patented blade design.

The Ergo-Elite Stripmaster® Wire Stripper offers the latest light-weight, ergonomically engineered wire stripper for the aerospace industry. The tilted wire stripping head in this sleek 5 oz. design provides better leverage and clear view for wire positioning. The advanced jaw position ensures a quality strip on a wide range of wire gauges while eliminating potential scraping of the inner conductor and leaving a squared finish.



Advanced blade design has a built-in guiding system for loading the wire properly into position.

Ergo-Elite Stripmaster® Wire Stripper



- Ergonomically engineered for superior comfort, balance and control
- Tool constructed of rigid polyurethane reinforced with carbon fiber providing excellent strength at 40% the weight of metal hand tools
- Unmatched MIL-Spec precision blades with a patented, revolutionary design
- Tilted head assembly maintains a neutral wrist posture allowing an unobstructed view of wire positioning
- One-step stripping action, grips, penetrates and removes wire insulation with unmatched precision in one effortless squeeze

Call IDEAL to coordinate your Ergo-Elite Stripmaster® blade tool configuration to meet your specific application needs at 800-324-9571.

Accessories

Description	Cat. No.
Ergo-Elite Stripmaster® Frame Only, less blades	LB-4617
Ergo-Elite Stripmaster® Frame w/grit pad, less blades	LB-4618
Ergo-Elite Stripmaster® Frame w/parallel pad, less blades	LB-4619
Gripper Set, Ergo-Elite Stripmaster®, Grit	LB-4620
Gripper Set, Ergo-Elite Stripmaster®, Parallel	LB-4621
Ergo-Elite Stripmaster® Wire Stop	LB-1904
Blade Cover, Purple	IA-5170
Blade Cover, Red	IA-5171
Blade Cover, Blue	IA-5173

Blade Ordering Information

Description	Cat. No.
Blade Cover, Purple	IA-5170
Blade Cover, Red	IA-5171
Blade Cover, Blue	IA-5173

MIL-Spec Reference Chart

Wire Specification	Cat. No. Complete Assy.	Cat. No. Blade Only	Wire Range AWG	Wire Specification	Cat. No. Complete Assy.	Cat. No. Blade Only	Wire Range AWG
MIL-W-16878/4	55-5560	55-5560-1	16 – 26	ASN-E0261-CF EN2266	55-1773	55-1773-1	16 – 26
AEP System 2112	55-2903	55-2903-1	16 – 24	ASN-E0262-DK	55-1773	55-1773-1	16 – 26
MIL-W-22759/7/8	55-1500	55-1500-1	16 – 22	BMS 13-31	55-1500	55-1500-1	16 – 22
MIL-W-22759/11/12	55-5560	55-5560-1	16 – 26	BMS 13-52	55-2934	55-2934-1	22 – 26
MIL-W-22759/32-46/16/17	55-1987	55-1987-1	16 – 26	BMS 13-48 (10, 8, 6 MIL)	55-1987	55-1987-1	16 – 26
Mil-W-22759/81/82/91/92	55-2693	55-2693-1	16 – 26	BMS 1358	55-2904	55-2904-1	16 – 22
MIL-W-22759/83 thru /90	55-2685	55-2685-1	16 – 26	BMS 1360 type 1-6, 17, 18,	55-2543	55-2543-1	16 – 24
MIL-W-25038/3	55-2902	55-2902-1	16 – 22	BMS 1360 types 7 thru 12	55-2564	55-2564-1	16 – 24
MIL-W-81044/9/10	55-2901	55-2901-1	16 – 24	BMS 13-78	55-2933	55-2933-1	16 – 22
MIL-W-81044/11/12/13	55-1987	55-1987-1	16 – 26	"DL" ASNE EO 437	55-2905	55-2905-1	16 – 22
5 Mil Kapton	55-1633	55-1633-1	16 – 26	PAN 6588TW002	55-2775	55-2775-1	1.2 – 0.2
ASN-E0260-BF	55-1773	55-1773-1	16 – 26	JN 1007 CH	55-2775	55-2775-1	0.2 – 0.12

Tolerances: ± .0008 blade to blade / ±.0009 Cutter Dia; Counter-bore Dia.: ± .0010.

Heat Elite Heat Guns

IDEAL Heat Guns employ highly useful technical features for limitless application. Three different heat guns allow users to fit capabilities to their own needs. The Heat Elite has a two step on/off temperature and airflow control switch for general applications. For more specific temperature control, the HEAT ELITE PRO™ features a stepless temperature adjustment dial. And for the greatest level of control, the Heat Elite Plus employs an intelligent LCD digital terminal with seven preset application functions.

- Three guns with different levels of adjustability
- Designed for a variety of applications including shrinkable tubing
- Ergonomic design comfortably distributes weight
- Double-insulated power cord
- Comfortable non-slip handle for easy of use
- Adjustable temperature ranges as high as 1200°F
- All heat guns are 120V and have CFM rating of 8.8 to 14



Heat Elite Heat Gun Kit

- Temperature range: 660°-930°F (300°-500°)
- Two step switch for heat and air flow adjustments



Cat. No.
46-202

Description

Heat Elite Heat Gun Kit includes: Heat Gun (1200 Watts) 46-202, Small Deflector 46-941 and Wide-Slot Adapter 46-654

HEAT ELITE PRO™ Heat Gun Kit

- Temperature range: 180°-1020°F (80°-550°)
- LCD display with memory functions
- Temperature and airflow adjustments
- Stand-by mode to minimize the energy consumption
- Ceramic heating element ensures long-term coil performance



Cat. No.
46-203

Description

HEAT ELITE PRO™ Heat Gun Kit includes: Heat Gun (1400 Watts) 46-203, Small Deflector 46-941, Reduction Adapter 46-950 and Wide Slot Adapter 46-954

Heat Elite Plus LCD Heat Gun Kit

- Temperature range: 180°-1200°F (80°-650°)
- Two-step switch for heat and air flow adjustments
- Infinite temperature adjustment



Cat. No.
46-204

Description

Heat Elite Plus LCD Heat Gun Kit includes: Heat Gun (1500 Watts) 46-204, Small Deflector 46-941, Welding Adapter 46-952, Solder Reflector Adapter 46-953, Overlap Adapter 46-955 and Pressure Roller 46-956

Heat Elite Accessories



46-941

46-950

46-951

46-954

46-956

46-952

46-953

46-955

Description	For Use With:	Cat. No.
Small Deflector, 1-1/4 in. diameter	46-202, 46-203, 46-204	46-941
Reduction Adapter	46-203, 46-204	46-950
Glass Protection Adapter	46-202, 46-203, 46-204	46-951
Welding Adapter	46-203, 46-204	46-952
Solder Reflector Adapter	46-204	46-953
Wide-Slot Adapter	46-202, 46-203, 46-204	46-954
Overlap Adapter	46-203, 46-204	46-955
Pressure Roller	46-204	46-956



Lace-Lok™ Cable Lacing Fastener

Lace-Lok™ Cable Lacing Fasteners are used as secondary supports for cable and wire bundling. They were developed to replace cable ties and hand tied lace, providing ease of installation similar to a cable tie with preferred properties of the lace.

- Small, rounded fastener head reduces damage to wire bundles and surrounding components
- Installs faster and easier than hand typing lace reducing labor costs
- Laces constructed of Nomex® for excellent chemical and temperature resistance as well as low abrasion to wire bundles
- In weight critical applications, compare to cable ties, Cable Lacing Fasteners weight less and contribute more to overall fuel efficiency
- Cable Lacing Fasteners can be single, double or triple wrapped around wire bundles for increased tensile strength

Nomex® is a registered trademark of E.I. du Pont de Nemours and Co.

Made in U.S.A.



Higher rating than most nylon cable ties



Cable Lacing Fastener Tool
Patent Pending

Lace-Lok™ Cable Lacing Fasteners can be single, double or triple wrapped around wire bundles for increased tensile strength



Single Wrap



Double Wrap



Triple Wrap



Lace-Lok™ Cable Lacing Fastener

Specifications	
Fastener Physical Dimensions (nominal)	
Length (A)	0.276 in. (7.01mm)
Width (B)	0.230 in. (5.84mm)
Height (C)	0.175 in. (4.44mm)
Weight	0.0095 oz. (.0269g)
Overall Length	6 - 44 in. (152-1118mm)
Construction	
Fastener Head	Ultra high temperature thermoplastic, UV resistant black
Lace	NOMEX® White
Environmental	
Operating Temperature	-55° to 150°C (-67°F to 302°F)
Chemical Resistance	Hydraulic fluid, turbine fuel, lubricating oil
Standards & Specifications	
Lace meets MIL SPEC A-A52084 Size 2 Finish C; Cable Lacing Fastener compliant with MIL SPEC: Pending; Must be installed using IDEAL Installation Tool	

Ordering Information

Lace-Lok™ Cable Lacing Fastener Sizes		Part No. *	Wire Bundle Size	Lace-Lok™ Cable Lacing Fasteners per bag	Lace-Lok™ Cabling Lacing Fasteners per carton
in.	mm				
6	152	M4-1-06-*	< 1 in.	500	10,000 (20 bags/carton)
10	254	M4-1-10-*	≤ 1 in.	500	10,000 (20 bags/carton)
18	457	M4-1-18-*	≤ 2 in.	500	5,000 (10 bags/carton)
24	610	M4-1-24-*	≤ 3 in.	500	5,000 (10 bags/carton)
44	1118	M4-1-44-*	≤ 4 in.	250	2,500 (10 bags/carton)
Tool		41-499	Cable Lacing Fastener Tool		

* B = Bag; C = Carton 6 in. Cable Lacing Fastener used for single wrap bundles up to 1 in. (25.4mm); 10 in. Cable Lacing Fastener used for double wrap bundles up to 1 in. (25.4mm)

Cable Ties vs. IDEAL Cable Lacing Fastener

Bundle Diameter in. (mm)	Nylon® Cable Ties		Lace-Lok™ Cable Lacing Fastener		
	Length in. (mm)	Tensile Strength lbf. (Newtons)	Length in. (mm)	No. of IDEAL Fastener Wraps	Tensile Strength lbf. (Newtons)
< 1 (< 25.4)	4 (102)	18 (80)	6 (152)	1	39 (173)
1 (25.4)	5 (200)	30 (133)	6 (152)	1	39 (173)
1 (25.4)	7 (200)	50 (222)	10 (254)	2	98 (435)
1.5 (38.1)	7 (200)	50 (222)	18 (457)	2	98 (435)
2 (50.8)	11 (282)	50 (222)	18 (457)	2	98 (435)
2.5 (63.5)	11 (282)	50 (222)	24 (610)	2	98 (435)
3 (76.2)	11 (282)	50 (222)	24 (610)	2	98 (435)
3.5 (88.9)	14 (366)	120 (534)	44 (1118)	3	164 (729)
4 (101.6)	14 (366)	120 (534)	44 (1118)	3	164 (729)

Weight Comparison - Cable Ties vs. Lace-Lok™ Cable Lacing Fastener

Spec. Description	Brand					
	Leading Nylon® Cable Tie Mil Spec Brand			Lace-Lok™ Cable Lacing Fastener		
	4 in. (102mm) 18 lbf. (80N)	7 in. (200mm) 50 lbf. (222N)	14 in. (368mm) 120 lbf. (534N)	Single Wrap 39 lbf.	Double Wrap 98 lbf.	Triple Wrap 164 lbf.
0.5 in. Diameter Bundle – Avg. Installed Weight	0.16g	0.50g		0.19g	0.22g	
0.5 in. Diameter Bundle – Weight Comparison				15%	-57%	
1 in. Diameter Bundle – Avg. Installed Weight		0.72g			0.26g	
1 in. Diameter Bundle – Weight Comparison					-63%	
1-1/2 in. Diameter Bundle – Avg. Installed Weight		0.95g	1.90g		0.31g	0.39g
1-1/2 in. Diameter Bundle – Weight Comparison					-67%	-79%

T[®]-Cutter Lite Wire Cutter

- Knife-type blade provides a shear-type cut
- Lightweight, compact design with cushioned ESD grip
- Perfect for copper and aluminum wire



Description	Cat. No.
T [®] -Cutter Lite Wire Cutter	45-260

Data T[®]-Cutters

- Cuts round communication cable and maintains cable geometry for better cable performance
- Blade cutting capabilities suitable for soft cable (not ACSR)
- Steel reinforced center conductors can be trimmed with bolt cutting holes
- Cushioned comfort grip handles
- Locking latch keeps tool closed in pouch



Description	Cat. No.
Data T [®] -Cutter	45-074

Reflex[™] Premium T[®]-Stripper Wire Strippers

- Ergonomic design for maximum comfort
- Curved handles reduce wrist fatigue
- Sleeves that extend to stripping head to cushion thumb and fingers
- Textured, no-slip sleeves provide a sure, easy grip



Description	Solid	Stranded	Cat. No.
Reflex [™] Premium T [®] -Stripper Wire Stripper	10-18 AWG	12-20 AWG	45-415
	14-24 AWG	16-26 AWG	45-416
	22-30 AWG	24-32 AWG	45-417
	6-14 AWG	8-16AWG	45-418

T[®]-Cutter Wire Cutter

- Hardened steel, sheer-type blades
- Spring-loaded automatic opening
- Convenient plier nose for extra gripping strength
- Corrosion-resistant, black oxide finish
- Locking tab keeps spring in place



Description	Cat. No.
T [®] -Cutter Wire Cutter	45-123

Round Cable Slitting & Ringer Tool

- Cuts around cable jacket as well as slits the length of jacket for easy removal
- Use with single or multiple conductor cable up to 1.75 in. O.D.
- Blade adjusts for jacket thicknesses up to .125 in.
- Spare blade in handle base




Description	Replacement Blade*	Cat. No.
Round Cable Slitting and Ringing Tool	LB-1748	45-144

*2/package

Ringer Adjustable Blade Strippers

- Four models cover cable diameters up to 9/16 in.
- All models include two adjustable depth blades and one adjustable slitting blade
- Common uses are for fiber jackets, mini-coax prep, twisted pair cables and other specialty copper cables where standard stripping products are not available
- Replacement blades available for all models



Description	Typical RG Cables	Replacement Blade*	Cat. No.
Cable Stripper, up to 1/8 in. (3.2mm) O.D. (Gray)	RG-174, RG-187	L-9225	45-162
Cable Stripper, 1/8 in. (3.2mm) to 7/32 in. (5.56mm) O.D. (Blue)	Mini Coax RG-58,CB	L-9225	45-163
Big Blue Cable Stripper, 1/4 in. (6.4mm) to 9/16 in. (14.3mm) O.D. (Blue)	RG-11, RG-8	L-9226	45-164
Cable Stripper, 3/16 in. (4.8mm) to 5/16 in. (8mm) O.D. (Black)	RG-59/6, UTP Cable	L-9225	45-165

*A set of blades consists of three straight blades and one round blade.

Slim Electronics

- Designed for maximum handling comfort when working in tight areas
- Tough, chrome vanadium steel shank
- Phosphate tip for longer wear life
- Color-coded cap for easy identification



Description	Blade Length	Handle Length	Overall Length	Cat. No.
Cabinet, 3/32 in.	2-1/2 in.	3-9/16 in.	6-1/16 in.	36-240
Cabinet, 3/32 in.	3 in.	3-9/16 in.	6-9/16 in.	36-241
Cabinet, 1/8 in.	4 in.	3-9/16 in.	7-9/16 in.	36-242
Cabinet, 1/8 in.	6 in.	3-9/16 in.	9-9/16 in.	36-243
Cabinet, 5/32 in.	4 in.	3-9/16 in.	7-9/16 in.	36-244
Cabinet, 5/32 in.	6 in.	3-9/16 in.	9-9/16 in.	36-245
Phillips, #0	2-1/2 in.	3-9/16 in.	6-1/16 in.	36-246
7-Piece Set includes one each of 36-240 thru 36-246				36-248
4-Piece Set includes one each of 36-240, -241, -242, & -246				36-249

MiniLite-Strip™ Optical Fiber Stripper

- Small strip notch engineered and precision-ground to strip 900 micron or 250 micron buffer coatings from 125 micron fiber
- Larger round strip notch machined to remove the 3mm outer jacket
- Strip notches pre-set and locked, no field adjustment necessary



Description	Cat. No.
MiniLite-Strip™ Optical Fiber Stripper	45-352

FREE Application Engineering Service

Whatever your particular wire or cable preparation challenge, we're ready to assist you with practical solutions. Simply send us at least five feet of your wire or cable and complete the questionnaire below. Copy this form and mail to:

IDEAL INDUSTRIES, INC.
Precision Tool Lab
Attn: Wire Stripping Application Analysis
1101 Park Avenue
Sycamore, IL 60178

We'll quickly recommend a practical stripping or cutting solution designed to meet your needs. Remember, this is a free service that we're eager to provide whenever you need it.

For immediate assistance, call our Industrial Support Line at 800-324-9571 or e-mail industrial@idealindustries.com.

Wire Stripping Recommendations

Completion of this information is a request for recommended tools or equipment only and does not place the individual or the company inquiring under any obligation to purchase. This is a free service of IDEAL INDUSTRIES, INC., Sycamore, Illinois.

Please enclose at least **five feet of your wire or cable** and answer the following questions to expedite a reply for your particular application.

1. Method Preference:

A. Hand Type

B. Production Strippers

1. 45-930 STP Stripping System

2. 45-950 Stripmaster® Model 950 Wire Stripper

2. Stripping Tolerance:

A. Precision

B. Non-Precision

3. Present Method: _____

4. Type of Insulation: _____

Customer Information

Please enclose business card or complete the following:

Name _____

Title _____

Company _____

Street _____

City _____ State _____ Zip _____

Phone _____ Fax _____

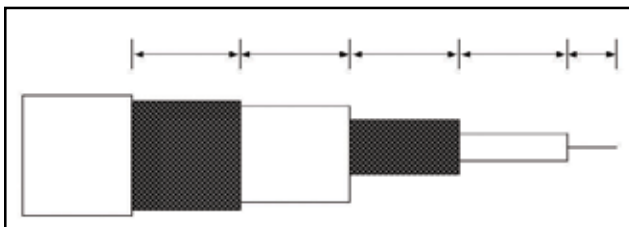
E-mail _____

5. Wire Gauge: _____

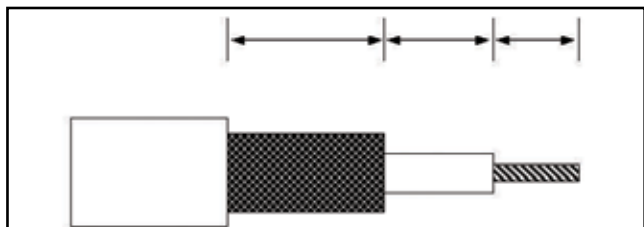
6. MIL-Spec: _____

7. Number of Strips per Day: _____

Triaxial Cable



Coax Cable



5. Remarks: _____

Index

Adjustable Blade Strippers.....	31	Ringer Tool	30
Blades		STP Stripping System.....	6-7
Custom Stripmaster®	15	Screwdrivers	31
Custom Stripmaster® Lite	16	Slug Remover.....	9
Ergo-Elite	25	Stripmaster®	
Ringer Cable Stripper.....	9	950 Wire Stripper.....	4-5
Stripmaster®	13	Accessories	14
Stripmaster® Lite.....	13	Coax.....	14
Cable Lacing Fastener.....	28-29	Custom Wire Strippers.....	15
Cable Strippers.....	9	Custom Lite Wire Strippers	16
Calibration Procedures	23	Replacement Parts	17
Ergo-Elite Stripmaster® Wire Stripper	24-25	Ergo-Elite	25
Fiber Stripper.....	31	Lite Wire Strippers	14-15
Frame Assemblies.....	17	Replacement Parts	14
Gripper Pads.....	17	Wire Strippers	13
Heat Guns.....	26-27	Wire Cutters.....	30
IDEAL Gripper™ Slug Remover.....	9	Wire Stops	9
MIL-Spec Guide	16-	Wire Strippers	
Pneumatic Wire Strippers	10-11	Custom Stripmaster®	15
Ringer™ Shielded Cable Strippers	8-9	Custom Stripmaster® Lite	16
Blades	9	Ergo-Elite	25
Wire Stops.....	9	Pneumatic.....	11
		Stripmaster® 950	5
		Stripmaster®	13-14
		Stripmaster® Lite.....	13-14



Visit IDEAL on:



Form No. P-086
U.S. Precision Wire Processing Catalog
©2016 IDEAL INDUSTRIES, INC.

IDEAL INDUSTRIES, INC.

1375 Park Ave., Sycamore, IL 60178, USA / 815-895-5181 • 800-435-0705 in USA

International offices:

Australia • Brazil • Canada • China • Germany • Mexico • UK

For complete sales office contact information, visit us at:
www.idealind.com



IDEAL INDUSTRIES, INC.