



## **ArmourBand™ Insulating Wraps**

### **Instructions**

#### **Installation:**




1. Turn off power to the circuit before installing the ArmourBand™ Insulating Wrap.
2. Place band over thumb and finger tips.
3. Stretch the band over the mounting tabs of the installed device to cover the terminating screws.
4. Adjust band to cover terminating screws on device.

#### **Removal:**

1. Turn off power to the circuit before removing the ArmourBand™ Insulating Wrap.
2. Grasp edge of band and stretch over device face.
3. The ArmourBand™ Insulating Wrap is reusable.

#### **Specifications:**

Temperature Rating: -30°C to 150°C  
Voltage Rating: 600 volts maximum  
Inside diameter: 1.45" / 36.83mm

 **WARNING**   **Electrical and eye injury hazard.** Contact with live voltage may cause injury or death. DO NOT USE NEAR OR ON LIVE CIRCUITS. Wear eye protection to avoid risk of eye injury. KEEP OUT OF REACH OF CHILDREN

See [www.idealind.com](http://www.idealind.com) or call Customer Assistance for warranty details.



LR 20859



File Number E507261

Patent pending.

**IDEAL INDUSTRIES, INC.**

Sycamore, IL 60178, U.S.A.  
800-435-0705 • [www.idealind.com](http://www.idealind.com)  
Made in China  
**ND 8961-1**



## **ArmourBand™ Insulating Wraps**

### **Instructions**

#### **Installation:**




1. Turn off power to the circuit before installing the ArmourBand™ Insulating Wrap.
2. Place band over thumb and finger tips.
3. Stretch the band over the mounting tabs of the installed device to cover the terminating screws.
4. Adjust band to cover terminating screws on device.

#### **Removal:**

1. Turn off power to the circuit before removing the ArmourBand™ Insulating Wrap.
2. Grasp edge of band and stretch over device face.
3. The ArmourBand™ Insulating Wrap is reusable.

#### **Specifications:**

Temperature Rating: -30°C to 150°C  
Voltage Rating: 600 volts maximum  
Inside diameter: 1.45" / 36.83mm

 **WARNING**   **Electrical and eye injury hazard.** Contact with live voltage may cause injury or death. DO NOT USE NEAR OR ON LIVE CIRCUITS. Wear eye protection to avoid risk of eye injury. KEEP OUT OF REACH OF CHILDREN

See [www.idealind.com](http://www.idealind.com) or call Customer Assistance for warranty details.



LR 20859



File Number E507261

Patent pending.

**IDEAL INDUSTRIES, INC.**

Sycamore, IL 60178, U.S.A.  
800-435-0705 • [www.idealind.com](http://www.idealind.com)  
Made in China  
**ND 8961-1**